

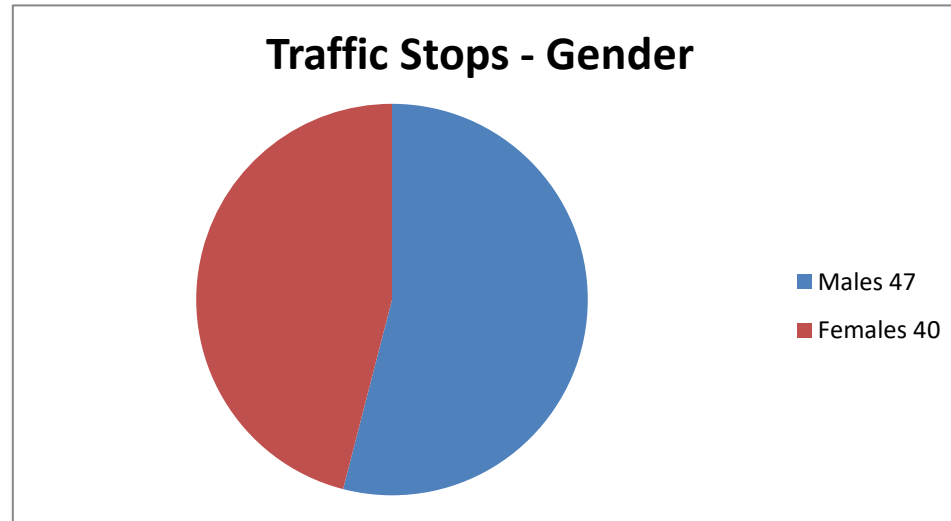


# CHESWOLD POLICE DEPARTMENT

## April 2025 - Traffic Stats (87 Traffic Stops)

Males  
Females

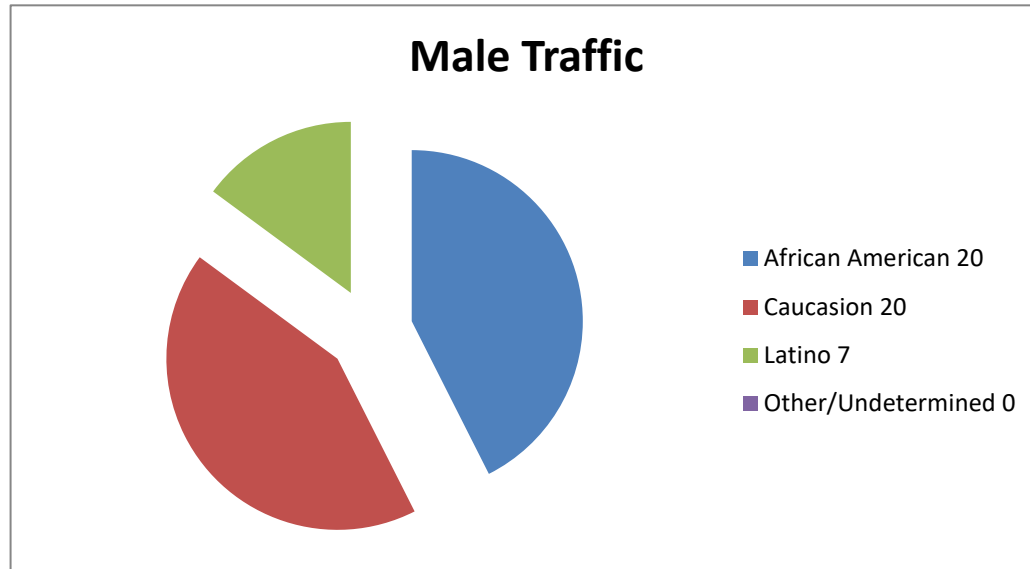
47  
40  
87



Male Traffic

African American  
Caucasion  
Latino  
Other/Undetermined

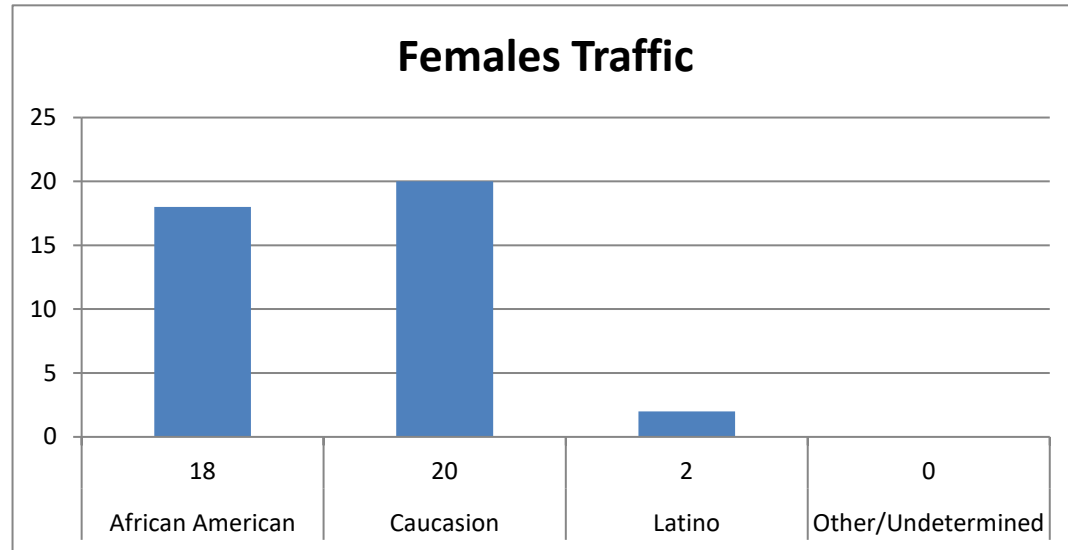
47  
20  
20  
7  
0



**Females Traffic**

- African American**
- Caucasion**
- Latino**
- Other/Undetermined**

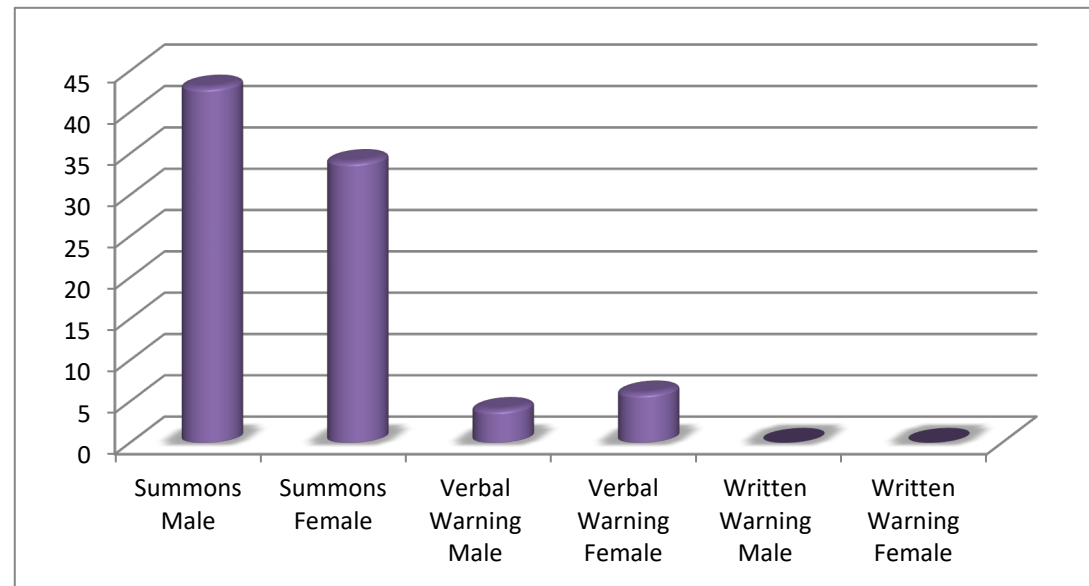
40  
18  
20  
2  
0



**Totals**

- Summons Male**
- Summons Female**
- Verbal Warning Male**
- Verbal Warning Female**
- Written Warning Male**
- Written Warning Female**

87  
43  
34  
4  
6  
0  
0



**Disposition by Race** 87

<b>Summons's- African American</b>	<b>31</b>
<b>Summon's - Caucasian</b>	<b>37</b>
<b>Summons's - Latino</b>	<b>9</b>
<b>Summons - Other</b>	<b>0</b>
<b>Verbal Warnings - African American</b>	<b>7</b>
<b>Verbal Warnings - Caucasian</b>	<b>3</b>
<b>Written Warning - African American</b>	<b>0</b>
<b>Written Warning - Caucasian</b>	<b>0</b>
<b>Written Warning - Latino</b>	<b>0</b>

