

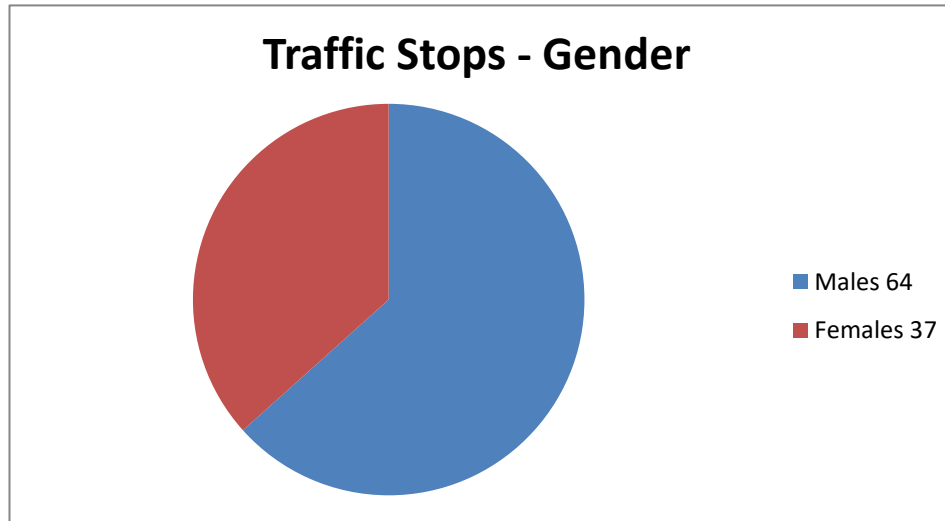


# CHESWOLD POLICE DEPARTMENT

## August 2025 - Traffic Stats (101 Traffic Stops)

Males  
Females

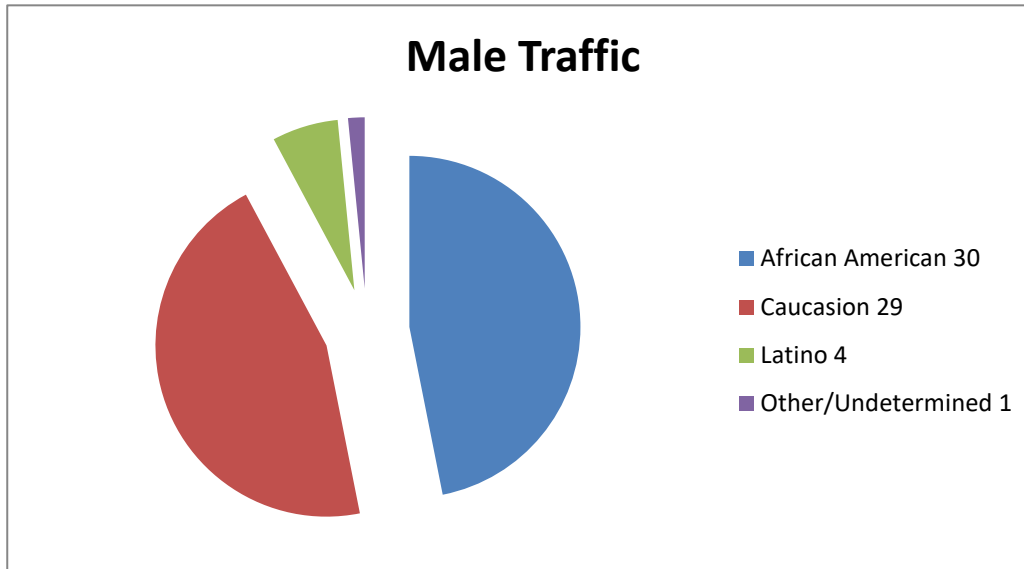
64  
37  
101



Male Traffic

African American  
Caucasion  
Latino  
Other/Undetermined

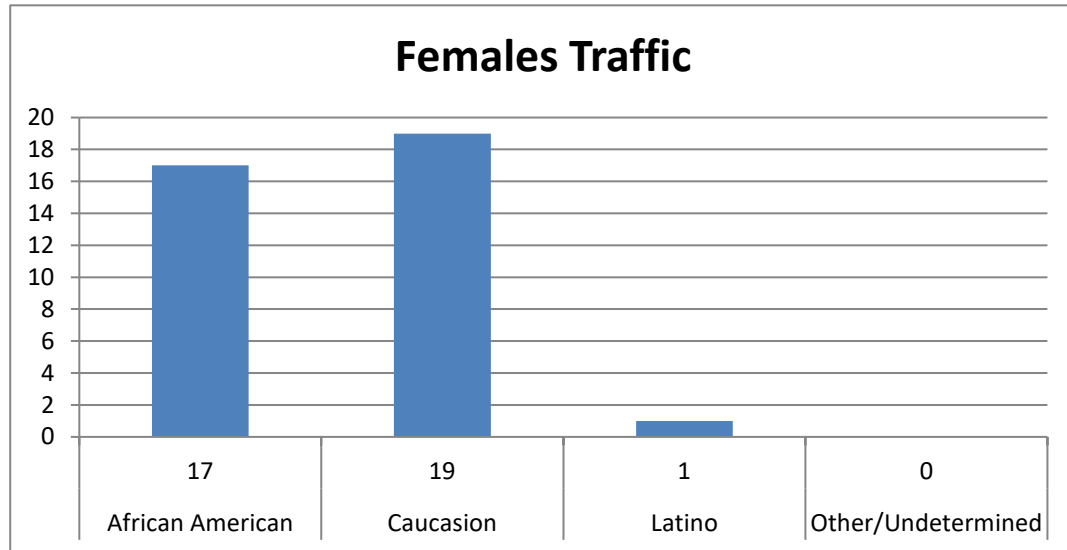
64  
30  
29  
4  
1



**Females Traffic**

- African American**
- Caucasion**
- Latino**
- Other/Undetermined**

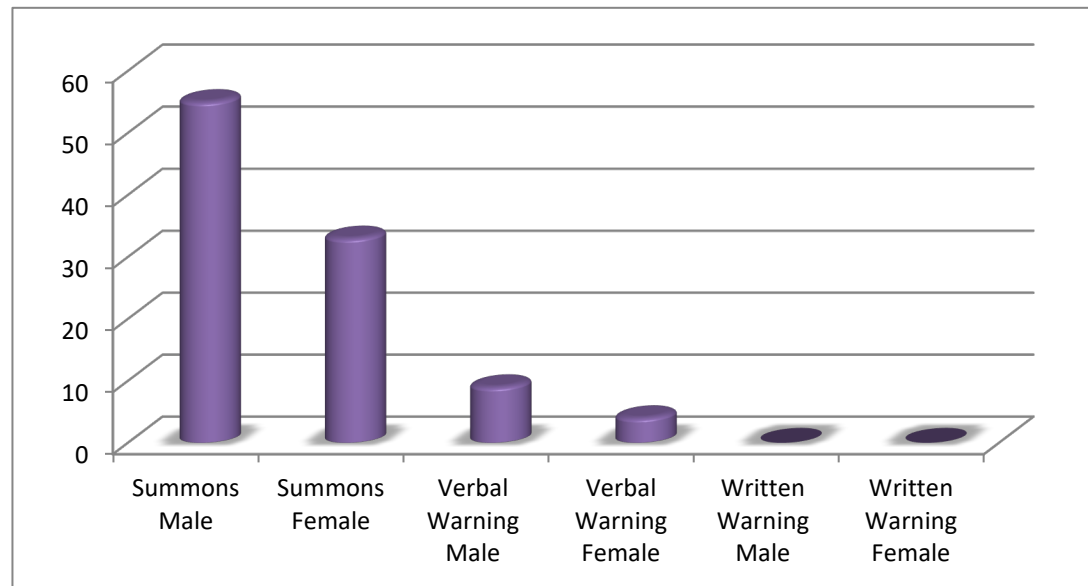
**37**  
**17**  
**19**  
**1**  
**0**



**Totals**

- Summons Male**
- Summons Female**
- Verbal Warning Male**
- Verbal Warning Female**
- Written Warning Male**
- Written Warning Female**

**101**  
**55**  
**33**  
**9**  
**4**  
**0**  
**0**



**Disposition by Race**

101

<b>Summons's- African American</b>	<b>41</b>
<b>Summon's - Caucasian</b>	<b>42</b>
<b>Summons's - Latino</b>	<b>4</b>
<b>Summons - Other</b>	<b>1</b>
<b>Verbal Warnings - African American</b>	<b>6</b>
<b>Verbal Warnings - Caucasian</b>	<b>6</b>
<b>Verbal Warnings - Hispanic</b>	<b>0</b>
<b>Verbal Warnings - Other</b>	<b>1</b>
<b>Written Warning - African American</b>	<b>0</b>
<b>Written Warning - Caucasian</b>	<b>0</b>
<b>Written Warning -Latino</b>	<b>0</b>

