

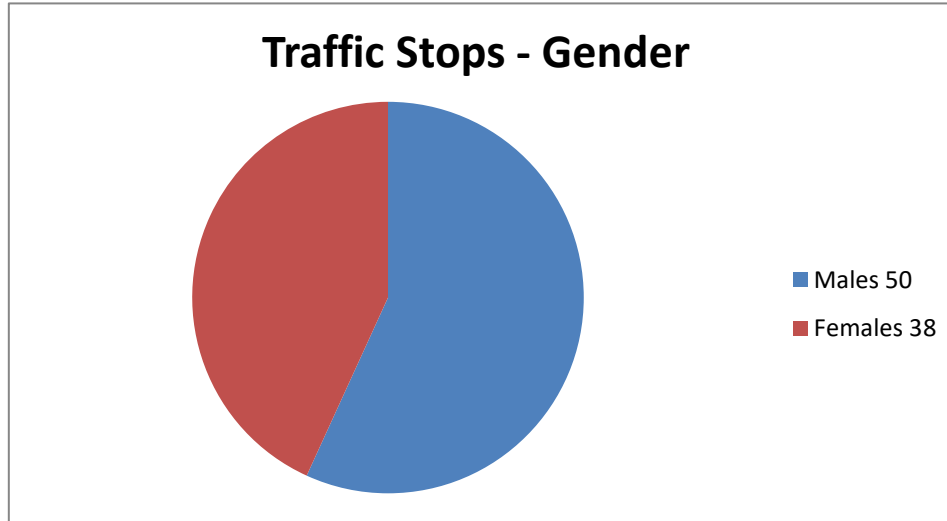


# CHESWOLD POLICE DEPARTMENT

## September 2025- Traffic Stats (88 Traffic Stops)

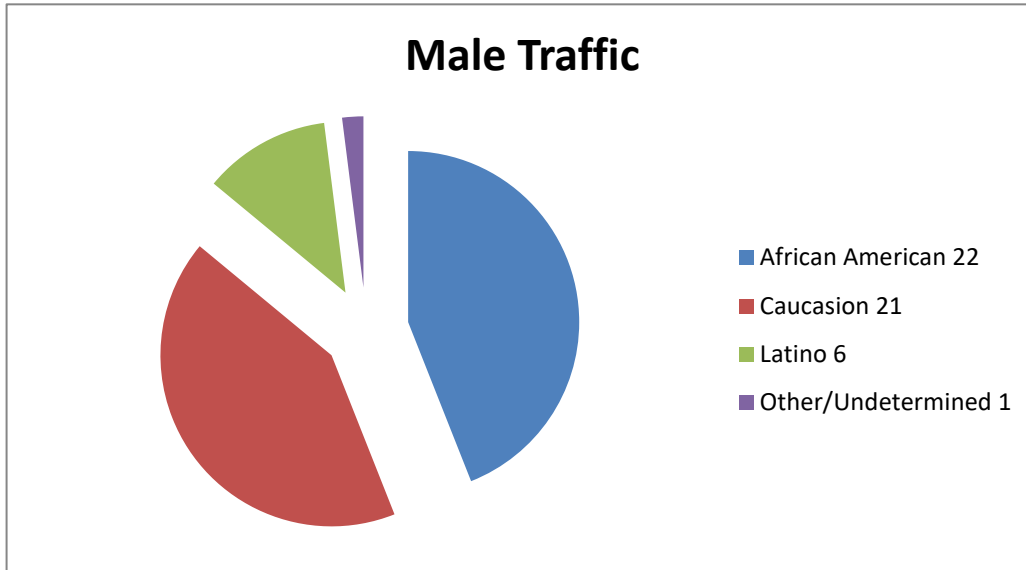
Males  
Females

50  
38  
88



Male Traffic  
African American  
Caucasion  
Latino  
Other/Undetermined

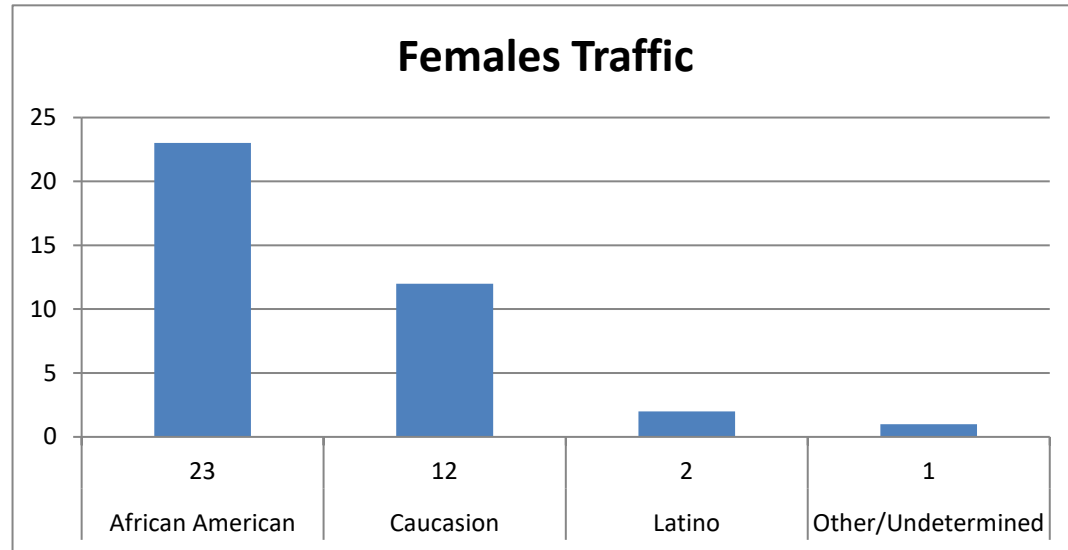
50  
22  
21  
6  
1



**Females Traffic**

- African American**
- Caucasion**
- Latino**
- Other/Undetermined**

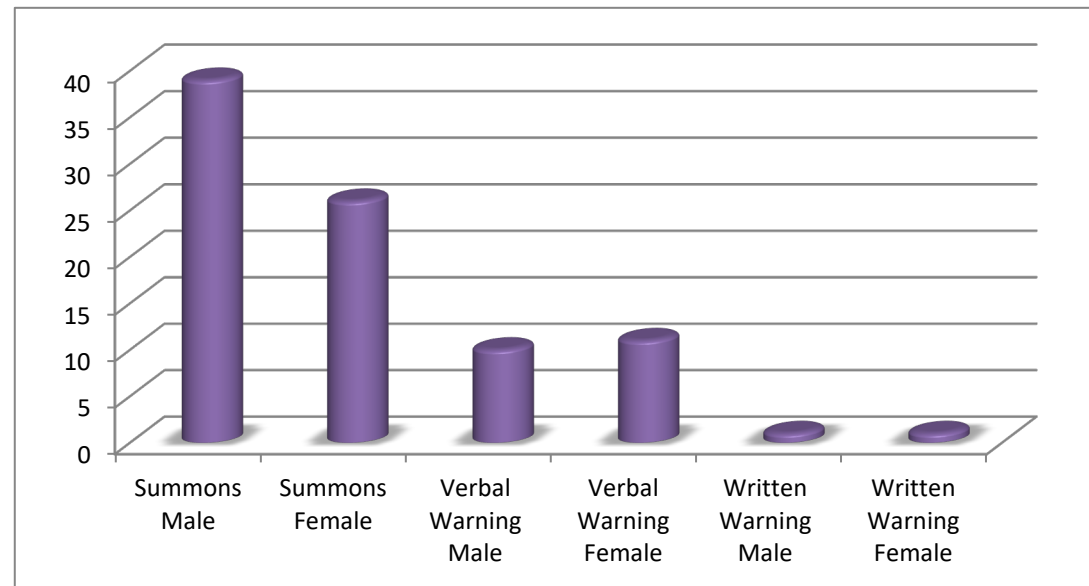
- 38**
- 23**
- 12**
- 2**
- 1**



**Totals**

- Summons Male**
- Summons Female**
- Verbal Warning Male**
- Verbal Warning Female**
- Written Warning Male**
- Written Warning Female**

- 88**
- 39**
- 26**
- 10**
- 11**
- 1**
- 1**



**Disposition by Race** 88

<b>Summons's- African American</b>	<b>35</b>
<b>Summon's - Caucasian</b>	<b>22</b>
<b>Summons's - Latino</b>	<b>7</b>
<b>Summons - Other</b>	<b>1</b>
<b>Verbal Warnings - African American</b>	<b>9</b>
<b>Verbal Warnings - Caucasian</b>	<b>10</b>
<b>Verbal Warnings - Latino</b>	<b>1</b>
<b>Verbal Warning - Other</b>	<b>1</b>
<b>Written Warning - African American</b>	<b>1</b>
<b>Written Warning - Caucasian</b>	<b>1</b>

